

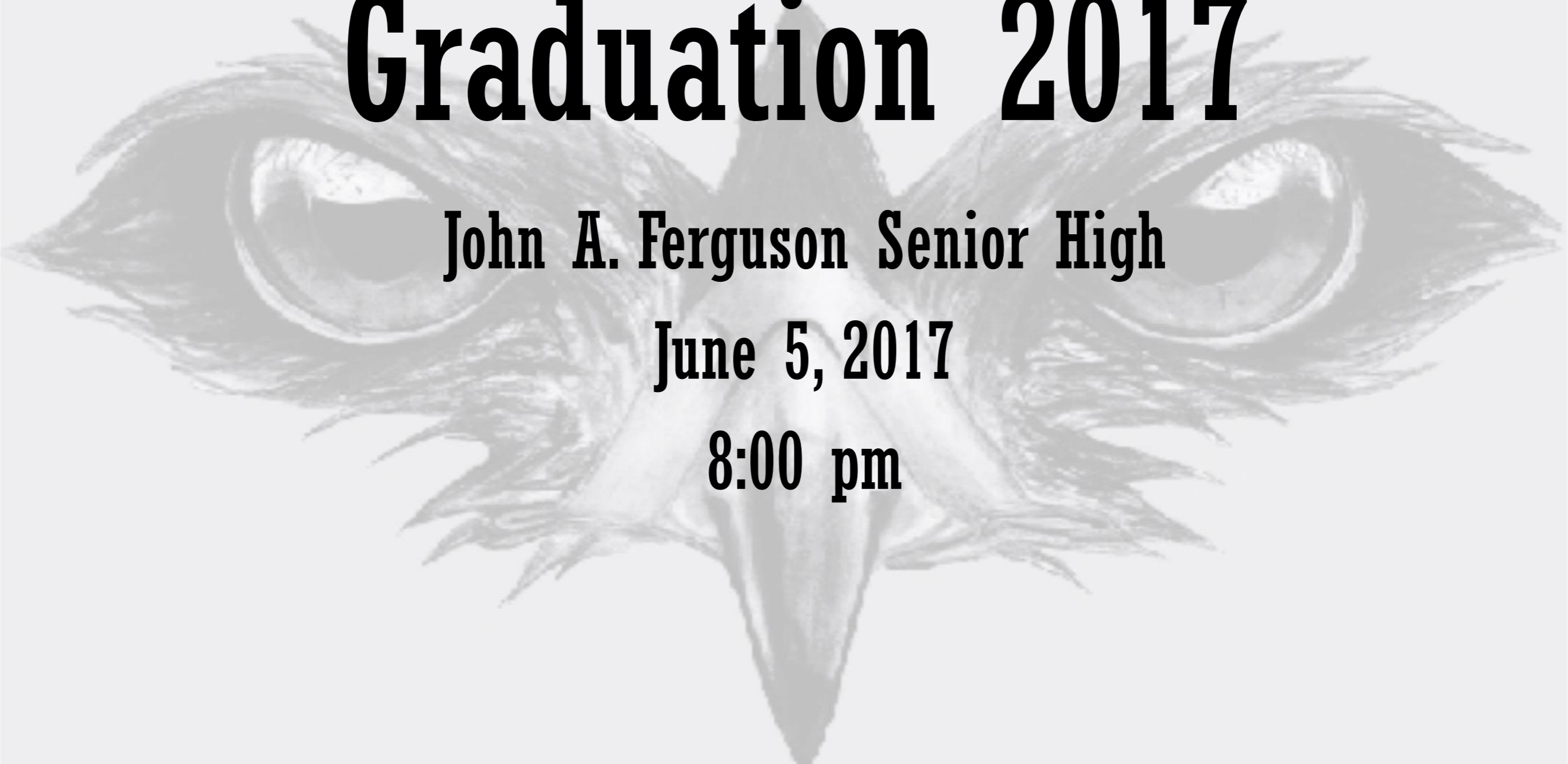
FERGUSON

Graduation 2017

John A. Ferguson Senior High

June 5, 2017

8:00 pm



General Graduation Information

- **Graduation will be held at the BankUnited Center on Monday, June 5, 2017, at 8:00 p.m. Guest seating will begin at 7:00 p.m.**
- **All graduates must be in their assigned area in the “Field House” NO LATER THAN 6:15 p.m.**
- **Tickets are required for all guests. Children 6 and older must have a ticket. You will receive 4 tickets with your cap and gown. There are no extra tickets available.**
- **Watsco Center employees will be able to assist with handicapped seating.**
- **The procession will begin promptly at 8:00 p.m. Guests must be seated *before* the procession begins. At the conclusion of the procession, the guests that arrive late will be seated.**

General Graduation Information

- **All graduates will be photographed by a professional three times as they receive their diplomas. GradImages® will be your official graduation photographer. Your graduate will receive a link to his or her individual proofs 48-72 hours after the ceremony via email. Physical proofs will be mailed one week after the ceremony via First Class Mail. Orders can be received by GradImages® via the website, www.gradimages.com, Customer Service (800) 261-2576, via fax 850-574-0774, or through the mail. Once the order is received at our lab, the pictures are printed and mailed via First Class Mail within 48-72 hours.**
- **Our graduation is also being videotaped and a “DVD” will be available for purchase. This video will clearly show each senior receiving his or her diploma.**

**ABSOLUTELY NO GUESTS OR FAMILY MEMBERS WILL
HAVE ACCESS TO THE FIELD HOUSE (GRADUATE
AREA) OF THE WATSCO CENTER.**

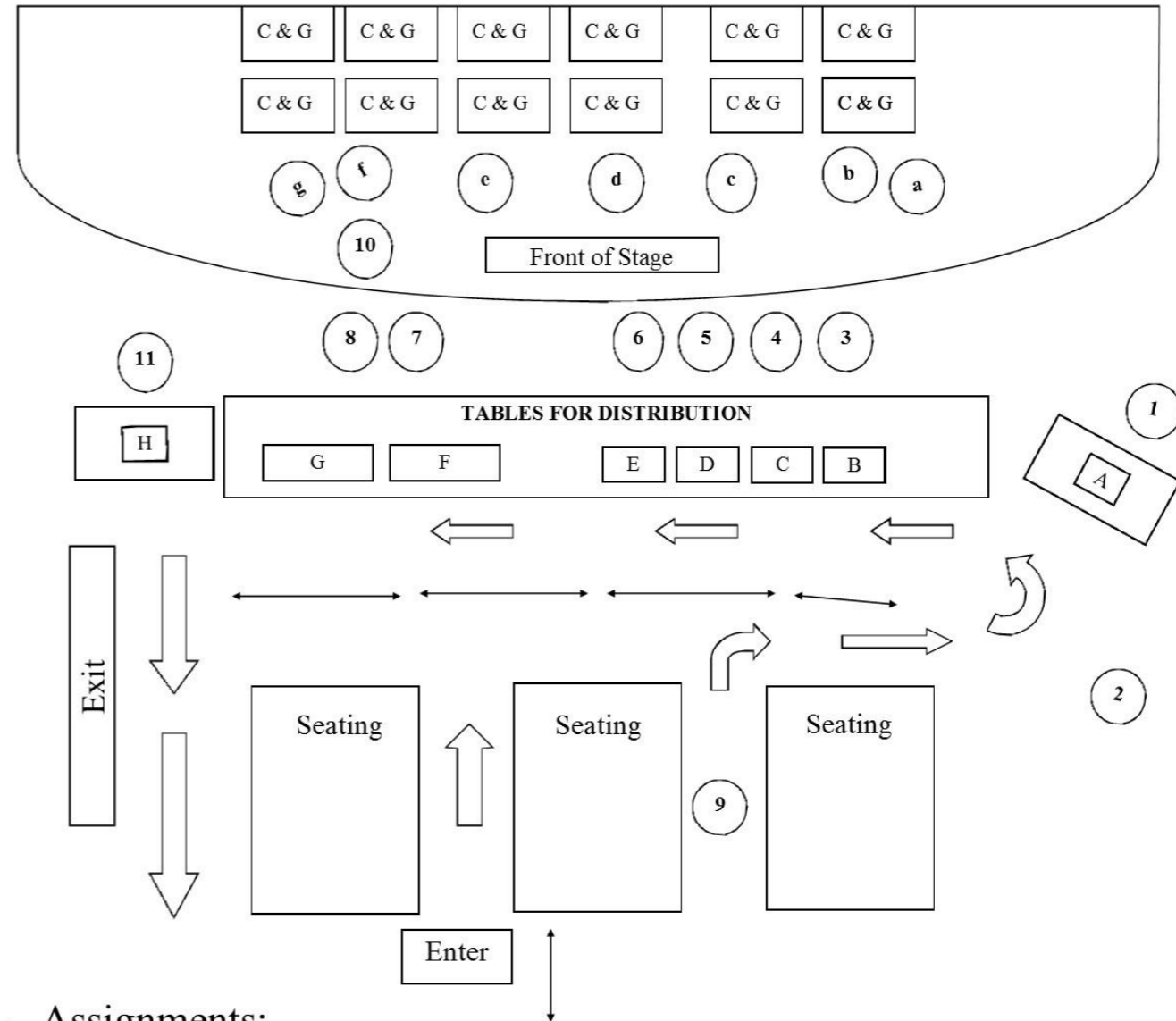
FERGUSON

Cap and Gown

- Cap and Gown distribution will be after school on May 30, 31, and June 1, 2 in the auditorium. Only students who have been cleared for graduation, turned in the parent rule letter and purchased their materials will be allowed to pick them up.
- If you haven't purchased your cap and gown, you must get a Herff Jones clearance release letter beginning May 31. You will be responsible to go to Herff Jones to pay and pick up your cap and gown.

Cap and Gown Distribution

John A. Ferguson Senior High
CAP & GOWN DISTRIBUTION
 May 30, 31, June 1, 2
 After School - Auditorium



- Assignments:
 - A** - Clearance/Request (1 - 2 Mrs. Rae-Schulze/security)
 - B - E** - Graduation Tickets Pick-up (3 - 6 - 2 Faculty)
 - F/G** - Cap & Gown Pick-up (7 & 8 - 2 Faculty)
 - H (#11)** - Honor Cords & Extra Tickets (Faculty and student)
 - #9** - Usher (Security)
 - #10** - Gown Distributor (Andion)
 - a - g** Student Helpers (Juniors and SGA)

FERGUSON

Cap and Gown

- Damage to the caps and gowns is your responsibility.
- Remove the gown from the plastic bag and place it on a hanger. This should help eliminate any wrinkles.
- **Do not iron** your gown unless it is absolutely necessary and **only with a cool iron.**
- The caps should be worn with the tassel hanging in front of the right ear. **DO NOT** wear the cap at an angle.
- The proper length of the gown should be **approximately eight inches above the floor when wearing shoes (between mid calf and the ankles).** You may baste the hem of the gown if it is too long.

If you haven't Ordered a Cap and Gown

1. You will go to the JAF auditorium on May 30, 31, and June 1 or 2 once you have received the clearance letter to graduate from your counselor. The letter should be delivered via your 1st or 2nd period teacher.
2. If you are cleared you will receive an authorization letter for Herff Jones giving you permission to pay for your cap and gown rental. You will also receive your tickets and other graduation information.
 - Herff Jones will not rent the gown to you unless you are cleared and have the authorization letter.
 - If you are not cleared, you will have to come back once you are cleared and have received your clearance letter.
3. Once you have the authorization letter you will go to Herff Jones and rent your gown.
 - The cost is \$45.00. You will pay Herff Jones directly.
 - All of the necessary information (i.e. address) is on the authorization letter you received.

FERRISON

Dress Code

- Boys should wear white shirts, dark trousers, dark ties, and dark shoes.
- Girls should wear a white or pastel dress (dark colors or prints will show through the gown) with comfortable shoes. The dress should be shorter than the gown and heels should be a comfortable height. You will be standing for a long period of time.
- **DO NOT BRING A PURSE, camera, etc.** There is no place or person who will hold or store the items for you! We will not be responsible for any stolen items or damage to your personal items.
- **Neither boys nor girls should carry anything but the “Line of March Card (LOM).” This will be issued with your cap and gown.**

FERGUSON

Transportation Parking

- Parking is available in one of two parking garages, the “Merrick Garage” and the “Pavia Garage.”
- Arrive early and allow at least 20 minutes for parking. Coral Gables traffic is unpredictable, so please allow enough time to arrive safely. There is also major construction going on around that area,
- Because of the number of other graduations at the same site, we cannot delay the start of our ceremonies beyond 8:00 p.m., and we would hate for anyone to miss any part of this special occasion.

Field House

- All graduates must report to the FIELD HOUSE (on the north side of the BankUnited Center) no later than 6:15 p.m. in their cap and gown. You should also have your “line of march” card. *Do not bring anything else (no purses, camera, jackets, etc.) with you.*
- Graduates should move directly to their assigned positions (by academy and LOM number). There will be signs helping you find your way. Faculty members will also be present to assist you.
- Once you find your staging area, check in with your assigned faculty member. **Please stay in your assigned area!!** This will help us make sure that everyone is ready to begin. It will be crowded, so we really need your cooperation.

FERGUSON

Field House

- If you have a problem with your cap & gown, medallion or cords, a faculty member will assist you.
- Two lines (Black and Silver) will be used for this year's procession. The order for the procession is as follows: Principal, dignitaries and stage guests, faculty, the graduates by academy, led by their top ten percent alphabetically; late additions will march last.

Graduation Ceremony Procedures

The processional march will begin promptly at 8:00 p.m. *If you are late you will lose your place in the entry march.*

Each of the lines of graduates will be led into the auditorium by the top ten percent in each academy; the 1st person alphabetically will be holding the academy banner.

As each line reaches their row, faculty ushers will count the correct number of graduates (15) into each row and step forward to the next row. This process will be repeated until all graduates have entered. Please remember to move all the way down the row filling each seat. **DO NOT SIT DOWN UNTIL DIRECTED BY MR. VILLALOBOS.** Please listen to your ushers, they know what they are doing!!!

As the graduates enter their row, they will walk until they reach the very last chair in the row (*this does not include faculty chairs*), face the stage and **REMAIN STANDING.**
PLEASE COOPERATE WITH YOUR USHERS!!

Graduation Ceremony Procedures

- The order for the processional is as follows: Principal, dignitaries and stage guests, faculty, then graduates by academy, led by their top ten percent alphabetically; late additions will march last.
- Following the processional, JROTC will present the colors, the Pledge to the Flag will be recited. Boys will remove caps. **All graduates remain standing** and the National Anthem will be performed. As the song concludes, boys replace caps. **ALL GRADUATES WILL BE CUED TO SIT.**
- Our principal, Mr. Villalobos, will make a few brief remarks and introduce special guests, who may also speak briefly.
- Senior student speakers will be introduced. Student speeches will be given.
- The Roll Call of Seniors begins. The first row of graduates will stand and proceed to the stage as instructed. Faculty members will be at the base of the stairs to assist you to the stage.

Graduation Ceremony Procedures

- As graduates go up on stage , they hand their LOM cards to the Grad Images representative, cross the stage, take their diploma cover (no diploma inside) in their **left hand** and shake hands with their **right hand**. They then proceed to shake hands with the other dignitaries on stage.
- The graduates return to their seats by the opposite end of the row and remain standing. When the row is complete, **all will sit at the same time**.
- The principal, Mr. Villalobos, will then instruct all graduates to rise. Graduates are instructed to move the tassel from right to left then he will officially present the graduating class of 2017.
- Graduates **remain standing** and join the band and Ferguson singers in the singing of the Alma Mater.

FERGUSON

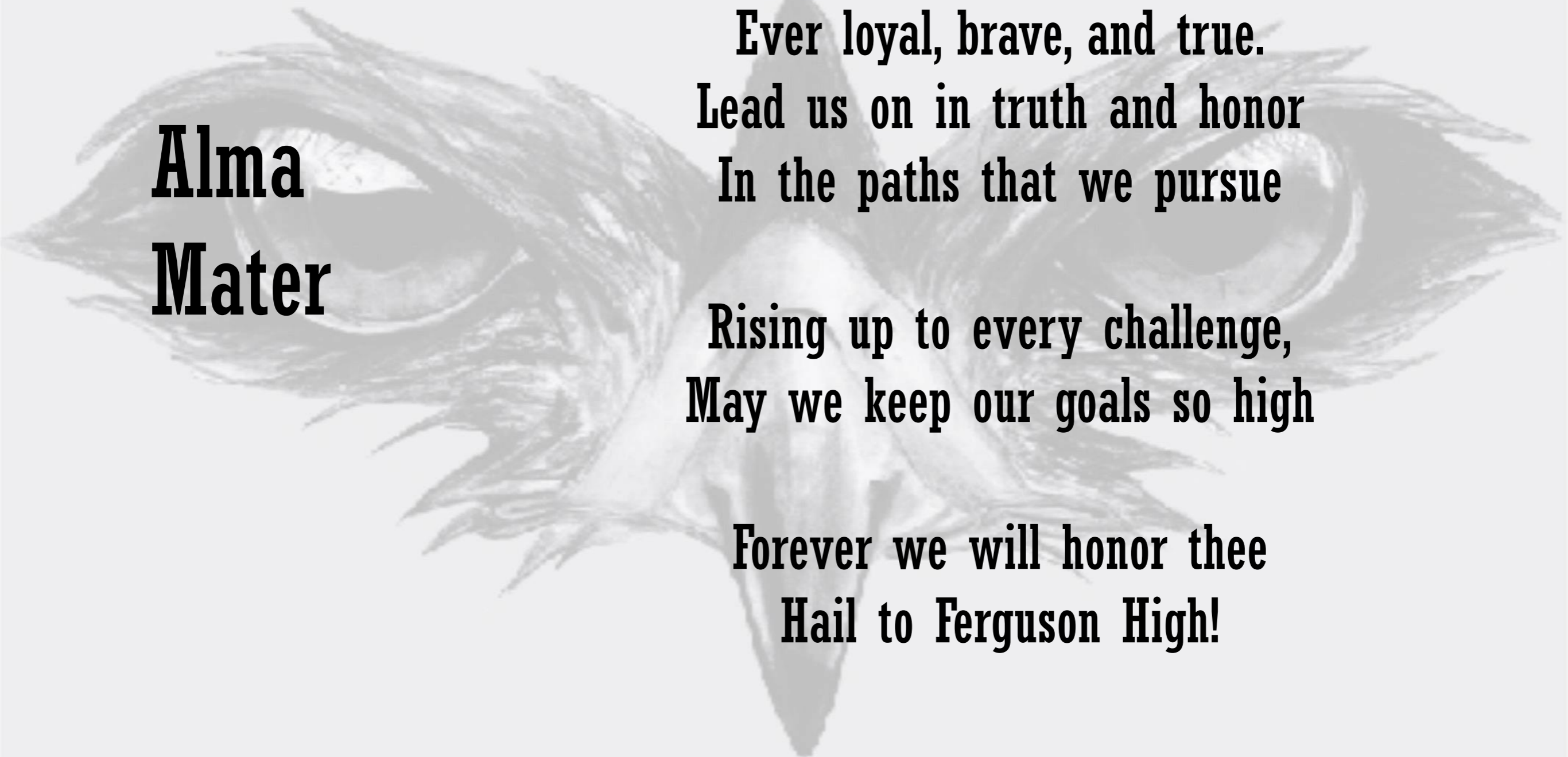
Alma Mater

Hail to thee, our Alma Mater,
Ever loyal, brave, and true.
Lead us on in truth and honor
In the paths that we pursue

Rising up to every challenge,
May we keep our goals so high

Forever we will honor thee
Hail to Ferguson High!

**Alma
Mater**



Recessional

• When the ceremony ends and the recessional music begins, graduates exit when cued by faculty ushers toward the rear – LAST ROW FIRST.

• Faculty members will remain at the inside of the aisle until all students have exited the arena.

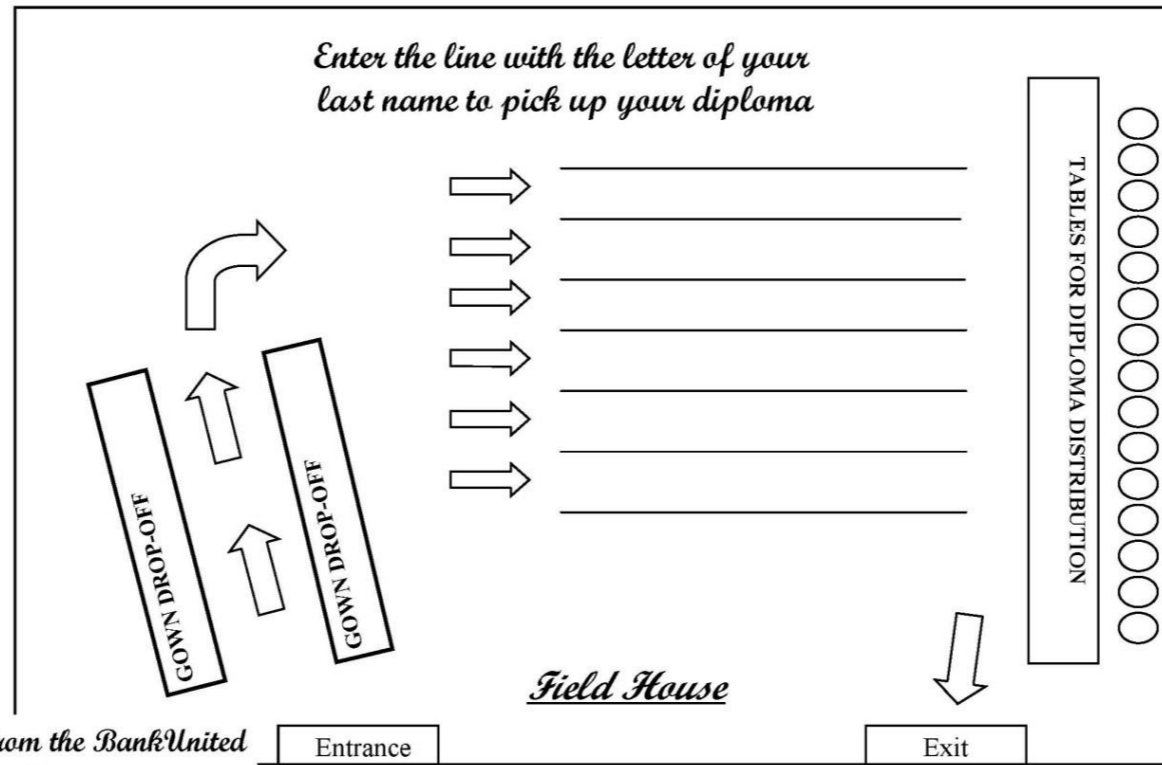
• **KEEP MOVING UNTIL ALL GRADUATES HAVE EXITED THE ARENA HEADING TOWARDS THE FIELD HOUSE.**

• Faculty will help direct students back to the Field House for diploma distribution.

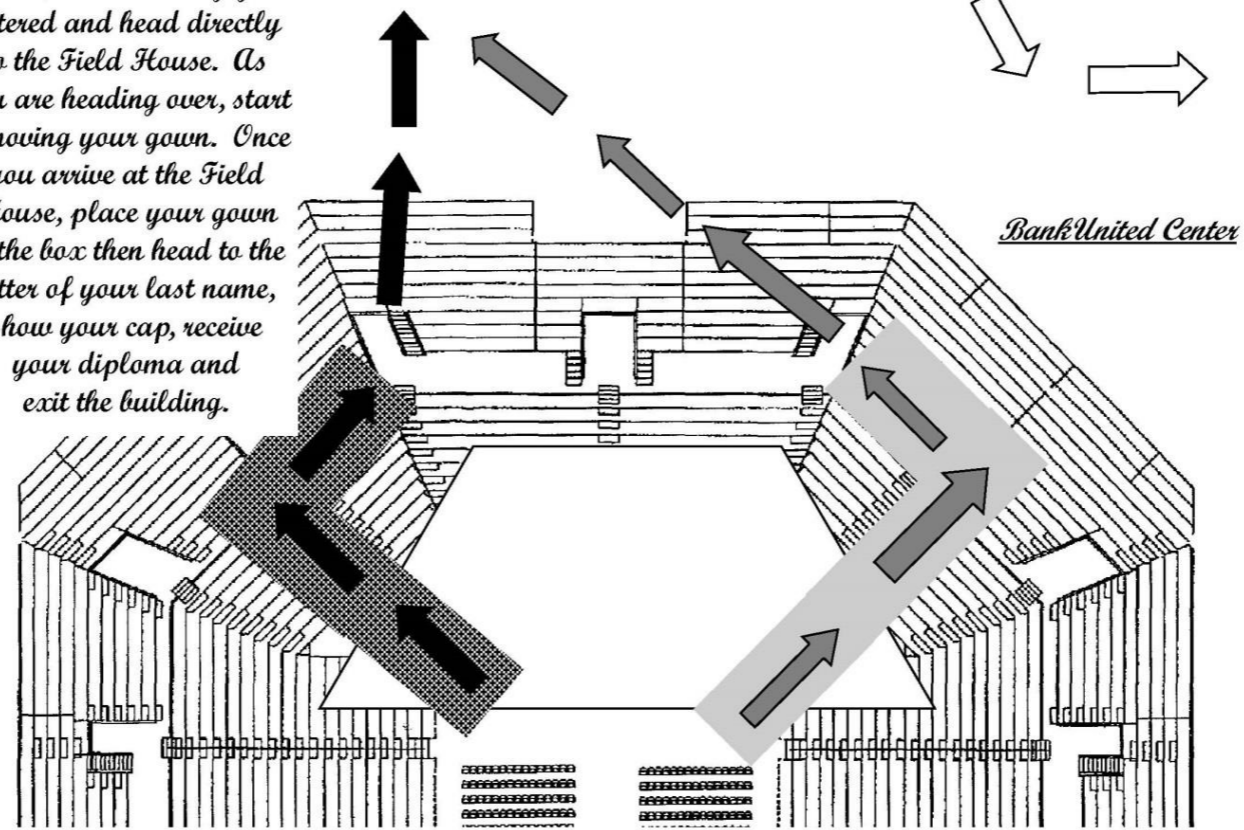
Receiving Your Diploma

- Graduates will file out of the arena and head directly towards the FIELD HOUSE.
- Take your gowns off for collection while walking to the Field House. Help each other. Faculty will be there to collect the gowns and give directions. Do not throw or lose your cap, you will need it for diploma pick up.
- Line up by the first letter of your last name. Diplomas will be distributed alphabetically. Please listen to the faculty and the process will go smoothly.
- In order to receive your diploma you will need to:
 1. Deposit your gown in the boxes provided.
 - and
 2. Show your name written inside your cap.
- Exit the “Field House” and meet your family.

Student Diploma Pick-Up



Exit from the BankUnited Center, the same way you entered and head directly to the Field House. As you are heading over, start removing your gown. Once you arrive at the Field House, place your gown in the box then head to the letter of your last name, show your cap, receive your diploma and exit the building.



FERRIS

- Graduation is a **CEREMONY** not a party or pep rally.
- Please **DO NOT** bring any personal belongings with you such as purses, cell phones, cameras, or jackets as there will be nowhere to place these items. The only thing you need is your “Line of March Card” (cards are green or cream).

REMINDERS

- Wear comfortable shoes. There is no seating available in the field house, you will be standing for approximately 2 hours.
- If you are taking pictures with your family, please allow time for that before 6:15 pm when you report to the Field House. Immediately after the ceremony, you will have to return your gown to collect your diploma.

FERRELLSON

- Remember graduation tickets are limited. The graduation will also be streamed live on the web at:

tv.dadeschools.net

Graduation 2017

- Any questions or concerns, please pass by the activities office, room 50.